

BNZ KiwiSaver Scheme

Moderate Fund

Fund Update

For quarter ending 30 September 2024

This Fund Update was first made publicly available on 24 October 2024.

What is the purpose of this update?

This document tells you how the Moderate Fund (Fund) has performed and what fees were charged. The document will help you to compare the Fund with other funds. BNZ Investment Services Limited prepared this update in accordance with the Financial Markets Conduct Act 2013. This information is not audited and may be updated.

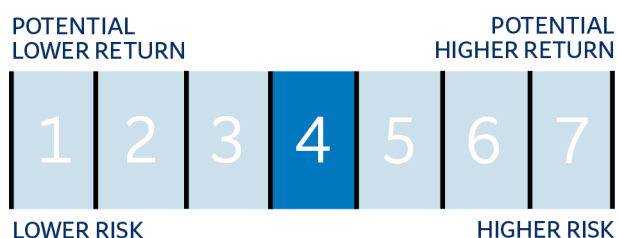
Description of this Fund

The Moderate Fund invests largely in income assets, which generally have lower levels of risk with the potential for lower returns. It also has a sizeable allocation to growth assets, which generally have higher levels of risk and potential returns. It aims to achieve moderate returns over the medium term.

Total value of the Fund	\$819,540,227.90
Number of investors in the Fund	28,873
Date the Fund started	11 February 2013

What are the risks of investing?

Risk indicator for the Moderate Fund



The risk indicator is rated from 1 (low) to 7 (high). The rating reflects how much the value of the Fund's assets goes up and down (volatility). A higher risk generally means higher potential returns over time, but more ups and downs along the way.

To help you clarify your own attitude to risk, you can seek financial advice or work out your risk profile at bnz.co.nz/whatfund

Note that even the lowest category does not mean a risk-free investment, and there are other risks that are not captured by this rating.

This risk indicator is not a guarantee of a fund's future performance. The risk indicator is based on the returns data for 30 September 2019 to 30 September 2024. While risk indicators are usually relatively stable, they do shift from time to time. The risk indicator will continue to be updated in future Fund Updates.

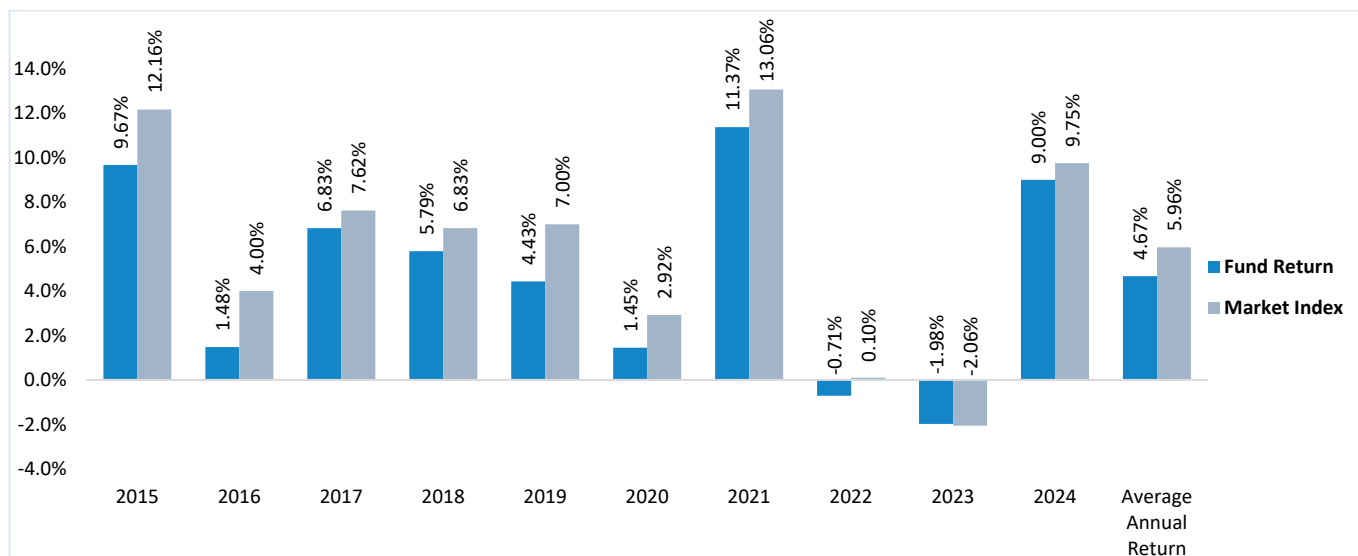
See the BNZ KiwiSaver Scheme Product Disclosure Statement (PDS) for more information about the risks associated with investing in this Fund.

How has the Fund performed?

	Average over past 5 years	Past year
Annual return (after deductions for charges and tax)	3.43%	12.75%
Annual return (after deductions for charges but before tax)	3.96%	15.34%
Market index annual return (reflects no deductions for charges and tax)	4.20%	14.27%

The market index (benchmark) return is a composite based on the benchmark indices for the asset classes that make up the Fund's target investment mix. Additional information about the benchmark indices is available on the offer register (search for BNZ KiwiSaver Scheme) at companiesoffice.govt.nz/disclose

Annual return graph



The graph shows the return after Fund charges and tax for each year ending 31 March since the Fund started. The last bar shows the average annual return for the last 10 years, up to 30 September 2024.

Important: This does not tell you how the Fund will perform in the future.

Returns in this update are after tax at the highest prescribed investor rate (PIR) of tax for an individual New Zealand resident. Your tax may be lower.

Market index returns do not include Fund charges or deductions for tax.

What fees are investors charged?

Investors in the Moderate Fund are charged Fund charges. In the year to 31 March 2024 these were (excluding GST):

	% of net asset value
Total fund charges	0.45%
<i>Which are made up of:</i>	
Total management and administration charges	0.45%
<i>Including:</i>	
Manager’s basic fee	0.45%
Other management and administration charges	0.00%
Total performance-based fees	0.00%

No GST is currently payable on BNZ KiwiSaver Scheme charges above.

See the BNZ KiwiSaver Scheme PDS for more information about these fees. This can be accessed from the Disclose Register at companiesoffice.govt.nz/disclose

Small differences in fees and charges can have a big impact on your investment over the long term.

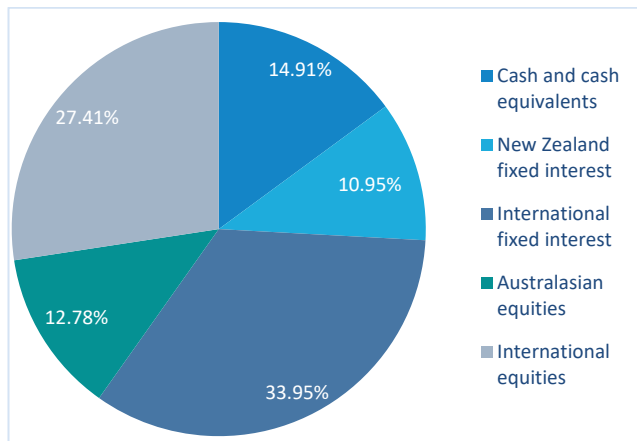
Example of how this applies to an investor

John had \$10,000 in the Fund at the start of the year and did not make any further contributions. At the end of the year, John received a return after Fund charges were deducted of \$1,275.00 (that is 12.75% of his initial \$10,000). John also paid \$0.00 in other charges. This gives John a total return of \$1,275.00 for the year.

What does the Fund invest in?

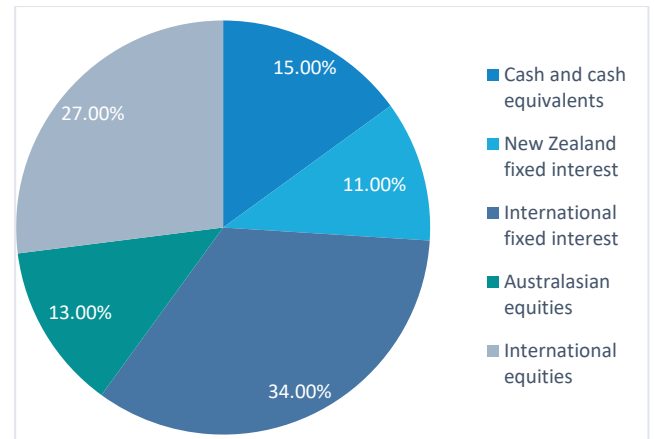
This shows the types of assets the Fund invests in.

Actual investment mix¹



This shows the mix of assets the Fund generally intends to invest in.

Target investment mix



Currency hedging

Currency hedging may be used to mitigate the impact of currency movements on investments in foreign securities. As at the date of this Fund Update, the Manager applies the following currency hedging ratios:

- 100% of the fund's international fixed interest exposure
- 70% of fund's international equities exposure
- 100% of the fund's Australian equities exposure within the Australasian equities asset class.

The Statement of Investment Policy and Objectives (SIPO) sets out the policy for our currency hedging strategy in Section 7 and is available on the Scheme's Disclose Register entry at companiesoffice.govt.nz/disclose

Top 10 investments²

	Name	% of fund net assets	Type	Country	Credit rating (if applicable)
1	Fisher & Paykel Healthcare Ltd	2.00%	Australasian equities	New Zealand	
2	Apple Inc	1.27%	International equities	United States	
3	Microsoft Corporation	1.20%	International equities	United States	
4	Infratil Ltd	1.16%	Australasian equities	New Zealand	
5	NVIDIA Corp	1.08%	International equities	United States	
6	Auckland International Airport Ltd	1.04%	Australasian equities	New Zealand	
7	Westpac Whs Notice Deposit 45 Day Registered Certificate of Deposit	0.83%	Cash and cash equivalents	New Zealand	AA-
8	NZ Government Bond 2.75% 15/04/2037	0.79%	New Zealand fixed interest	New Zealand	AAA
9	Mainfreight Ltd	0.76%	Australasian equities	New Zealand	
10	Contact Energy Ltd	0.75%	Australasian equities	New Zealand	

The top 10 investments make up 10.88% of the net asset value of the Fund.

Key personnel

This shows the directors and employees who have the most influence on the investment decisions of the Fund.

Name	Current position	Time in current position	Previous or other position	Time in previous position
Andrew Bascand [New]	Chair, BNZ Investment Services Ltd Investment Review Committee	0 Years, 1 Month	Managing Director, Harbour Asset Management Ltd (previous position)	14 Years, 9 Months
Richard Ansell	Member, BNZ Investment Services Ltd Investment Review Committee	4 Years, 9 Months	Director, BNZ Investment Services Ltd (other position)	5 Years, 7 Months
Louis Nel	Member, BNZ Investment Services Ltd Investment Review Committee	2 Years, 6 Months	Head of Investment Solutions, BNZ Investment Services Ltd (previous position)	13 Years, 8 Months
Chris Di Leva [New]	Member, BNZ Investment Services Ltd Investment Review Committee	0 Years, 1 Month	Head of Multi-Asset & Global Investments, Harbour Asset Management Ltd (other position)	6 Years, 0 Months
Murray Brown [New]	Member, BNZ Investment Services Ltd Investment Review Committee	0 Years, 1 Month	Independent Director, Harbour Asset Management Ltd (other position)	4 Years, 7 Months

Further information

You can also obtain this information, the PDS for the BNZ KiwiSaver Scheme, and some additional information from the offer register at companiesoffice.govt.nz/disclose

Contact details

If you have any questions about this Fund, call BNZ on 0800 269 5494 or visit BNZ's website at bnz.co.nz/kiwisaver

Notes

1. The calculation of cash and cash equivalents within the actual investment mix allocation may include investor flows not yet unitised, liquidity cash and fund accruals but excludes cash and cash equivalents held by our investment managers for operational and hedging purposes which are categorised within the asset class to which they apply.
2. Investor flows not yet unitised, unsettled trades, currency hedging gains (or losses), collateral positions held for derivative or hedging purposes, and any operating accruals, are excluded from the Top 10 investments.