

BNZ KiwiSaver Scheme Cash Fund

Fund Update

For quarter ending 31 December 2024

This Fund Update was first made publicly available on 29 January 2025.

What is the purpose of this update?

This document tells you how the Cash Fund (Fund) has performed and what fees were charged. The document will help you to compare the Fund with other funds. BNZ Investment Services Limited prepared this update in accordance with the Financial Markets Conduct Act 2013. This information is not audited and may be updated.

Description of this Fund

The Cash Fund invests in income assets, including New Zealand short-term cash securities and cash equivalent securities. It aims to achieve stable returns over the short term.

Total value of the Fund	\$337,152,128.60
Number of investors in the Fund	16,832
Date the Fund started	11 February 2013

What are the risks of investing?

Risk indicator for the Cash Fund



The risk indicator is rated from 1 (low) to 7 (high). The rating reflects how much the value of the Fund's assets goes up and down (volatility). A higher risk generally means higher potential returns over time, but more ups and downs along the way.

To help you clarify your own attitude to risk, you can seek financial advice or work out your risk profile at bnz.co.nz/whatfund

Note that even the lowest category does not mean a risk-free investment, and there are other risks that are not captured by this rating.

This risk indicator is not a guarantee of a fund's future performance. The risk indicator is based on the returns data for 31 December 2019 to 31 December 2024. While risk indicators are usually relatively stable, they do shift from time to time. The risk indicator will continue to be updated in future Fund Updates.

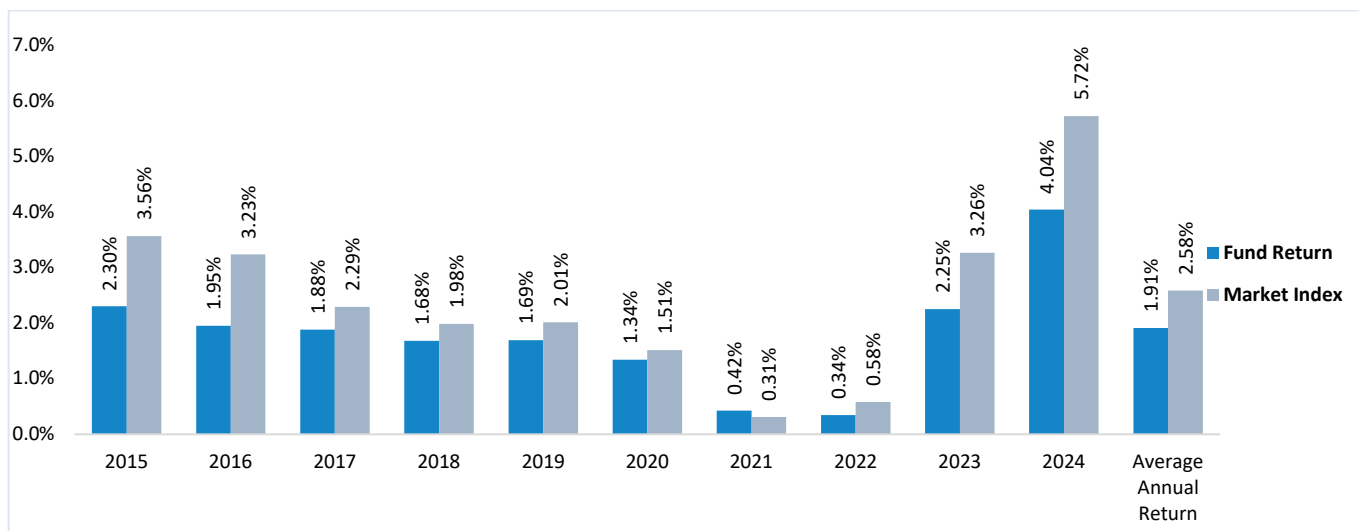
See the BNZ KiwiSaver Scheme Product Disclosure Statement (PDS) for more information about the risks associated with investing in this Fund.

How has the Fund performed?

	Average over past 5 years	Past year
Annual return (after deductions for charges and tax)	2.06%	4.01%
Annual return (after deductions for charges but before tax)	2.86%	5.61%
Market index annual return (reflects no deductions for charges and tax)	2.85%	5.55%

The market index (benchmark) return is currently based on the Bloomberg NZBond Bank Bill index as described in the Statement of Investment Policy and Objectives (SIPO). Additional information about the benchmark is available on the offer register (search for BNZ KiwiSaver Scheme) at companiesoffice.govt.nz/disclose

Annual return graph



The graph shows the return after Fund charges and tax for each year ending 31 March since the Fund started. The last bar shows the average annual return for the last 10 years, up to 31 December 2024.

Important: This does not tell you how the Fund will perform in the future.

Returns in this update are after tax at the highest prescribed investor rate (PIR) of tax for an individual New Zealand resident. Your tax may be lower.

Market index returns do not include Fund charges or deductions for tax.

What fees are investors charged?

Investors in the Cash Fund are charged Fund charges. In the year to 31 March 2024 these were (excluding GST):

	% of net asset value
Total fund charges	0.30%
<i>Which are made up of:</i>	
Total management and administration charges	0.30%
<i>Including:</i>	
Manager’s basic fee	0.30%
Other management and administration charges	0.00%
Total performance-based fees	0.00%

No GST is currently payable on BNZ KiwiSaver Scheme charges above.

See the BNZ KiwiSaver Scheme PDS for more information about these fees. This can be accessed from the Disclose Register at companiesoffice.govt.nz/disclose

Small differences in fees and charges can have a big impact on your investment over the long term.

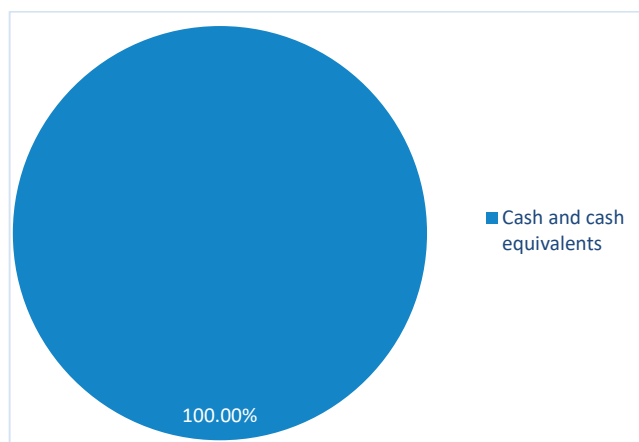
Example of how this applies to an investor

John had \$10,000 in the Fund at the start of the year and did not make any further contributions. At the end of the year, John received a return after Fund charges were deducted of \$401.00 (that is 4.01% of his initial \$10,000). John also paid \$0.00 in other charges. This gives John a total return of \$401.00 for the year.

What does the Fund invest in?

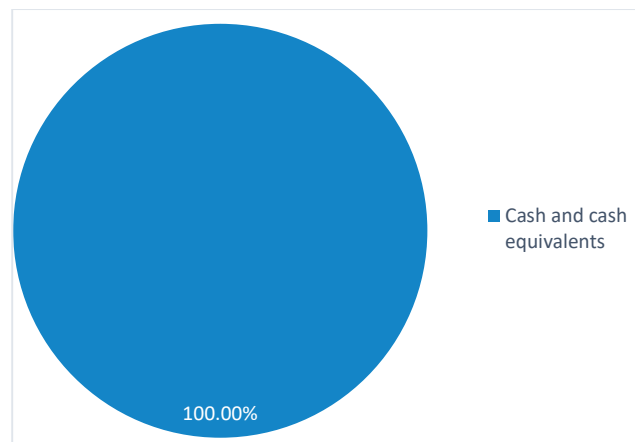
This shows the types of assets the Fund invests in.

Actual investment mix



This shows the mix of assets the Fund generally intends to invest in.

Target investment mix



Top 10 investments^{1,2,3}

	Name	% of fund net assets	Type	Country	Credit rating (if applicable)
1	ASB Bank Ltd Registered Certificate of Deposit 21/02/2025	5.74%	Cash and cash equivalents	New Zealand	AA-
2	Westpac Whs Notice Deposit 45 Day	5.49%	Cash and cash equivalents	New Zealand	AA-
3	Housing New Zealand Ltd 3.36% 12/06/2025	4.32%	New Zealand fixed interest	New Zealand	AAA
4	Bank of New Zealand Registered Certificate of Deposit 17/01/2025	4.32%	Cash and cash equivalents	New Zealand	AA-
5	New Zealand Local Government Funding Agency 2.75% 15/04/2025	4.12%	New Zealand fixed interest	New Zealand	AAA
6	ANZ Bank New Zealand Ltd Term Deposit 4.16% 25/07/2025	3.61%	Cash and cash equivalents	New Zealand	AA-
7	Westpac Banking Corp Registered Certificate of Deposit 04/02/2025	3.59%	Cash and cash equivalents	New Zealand	AA-
8	NZGT Tributum Limited ATF Tributum Registered Certificate of Deposit 28/02/2025	3.58%	Cash and cash equivalents	New Zealand	NR
9	ASB Bank Ltd Registered Certificate of Deposit 04/04/2025	3.57%	Cash and cash equivalents	New Zealand	AA-
10	BNZ Call Account NZD	3.33%	Cash and cash equivalents	New Zealand	AA-

The top 10 investments make up 41.67% of the net asset value of the Fund.

Key personnel

This shows the directors and employees who have the most influence on the investment decisions of the Fund.

Name	Current position	Time in current position	Previous or other position	Time in previous position
Andrew Bascand	Chair, BNZ Investment Services Ltd Investment Review Committee	0 years, 3 months	Managing Director, Harbour Asset Management Ltd (previous position)	15 years, 0 months
Richard Ansell	Member, BNZ Investment Services Ltd Investment Review Committee	5 years, 0 months	Director, BNZ Investment Services Ltd (other position)	5 years, 10 months
Louis Nel	Member, BNZ Investment Services Ltd Investment Review Committee	2 years, 9 months	Head of Investment Solutions, BNZ Investment Services Ltd (previous position)	13 years, 11 months
Chris Di Leva	Member, BNZ Investment Services Ltd Investment Review Committee	0 years, 3 months	Head of Multi-Asset & Global Investments, Harbour Asset Management Ltd (other position)	6 years, 3 months
Murray Brown	Member, BNZ Investment Services Ltd Investment Review Committee	0 years, 3 months	Independent Director, Harbour Asset Management Ltd (other position)	4 years, 10 months

Further information

You can also obtain this information, the PDS for the BNZ KiwiSaver Scheme, and some additional information from the offer register at companiesoffice.govt.nz/disclose

Contact details

If you have any questions about this Fund, call BNZ on 0800 269 5494 or visit BNZ's website at bnz.co.nz/kiwisaver

Notes

1. Investor flows not yet unitised, unsettled trades, and any operating accruals, are excluded from the Top 10 investments.
2. Fixed interest securities with a term of less than 365 days are categorised as cash and cash equivalents within the investment mix.
3. It is assumed that tax pooling intermediaries (i.e. Tributum) possess a credit rating equivalent to that of the New Zealand Government.